

# IS200

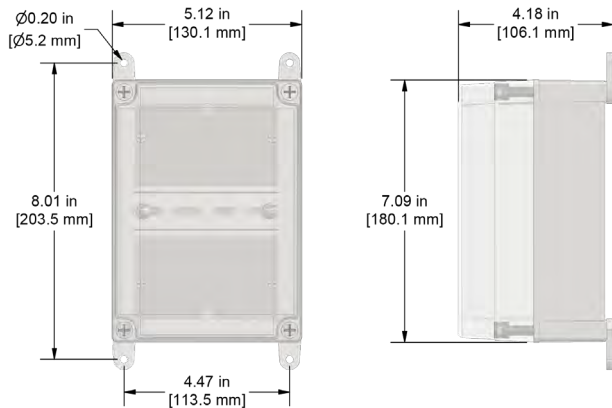
## Barrier Enclosures



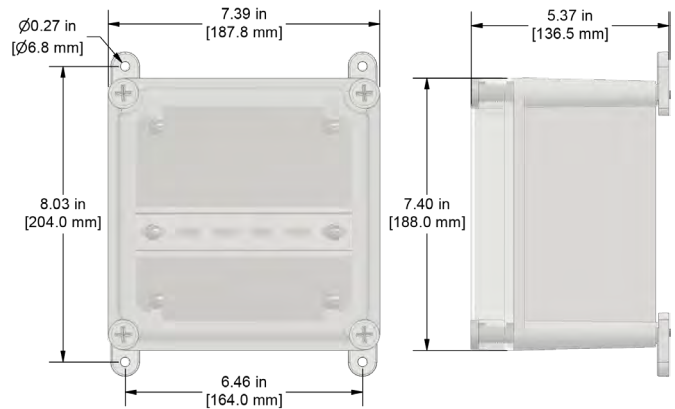
### Product Features

Compatible with both IS111 accelerometer and IS151 proximity probe barriers

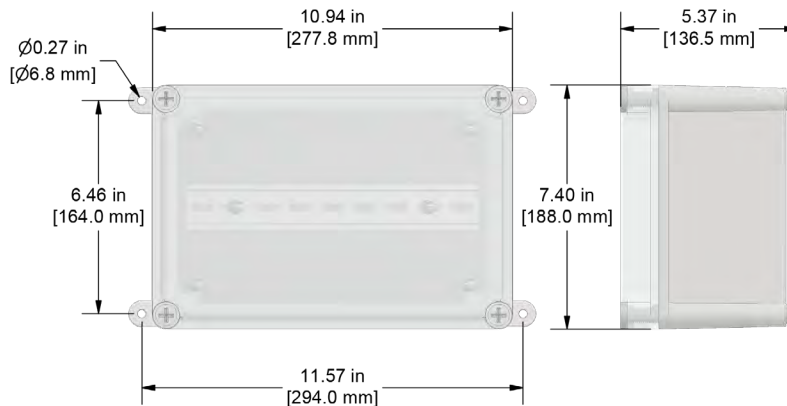
Includes Din Rail for easy mounting of barriers



**IS200-2A**



**IS200-10A**



**IS200-20A**

### Ordering Information

IS200 -



A

#### Optional Output

02 = 1-2 Barriers  
10 = 1-10 Barriers  
20 = 1-20 Barriers

### Resale Items

Please see our [returns page](#) for additional information