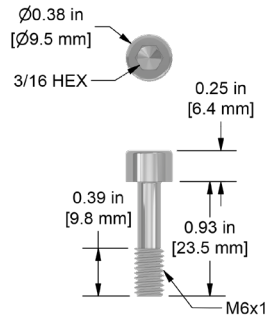


Mounting Bolts

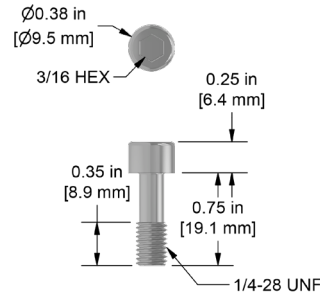


MH108-19B



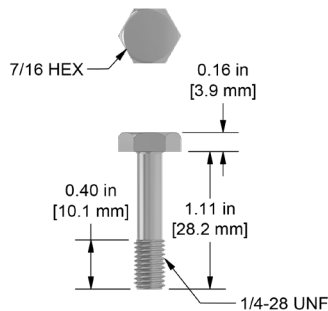
M6x1 Captive Bolt with
Socket Head Cap for CTC
M/AC119, M/AC115, M/AC230
and M/AC360 Sensors,
18-8 Stainless Steel,
0.93 in. (23 mm) Length

MH108-20B



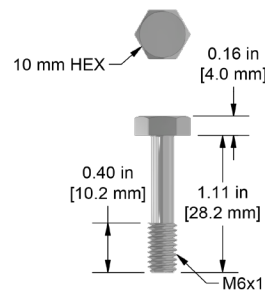
1/4-28 Captive Bolt
Socket Head Cap for
CTC Miniature Industrial
Side Exit Sensors,
18-8 Stainless Steel,
0.75 in. (19 mm) Length

MH108-21B



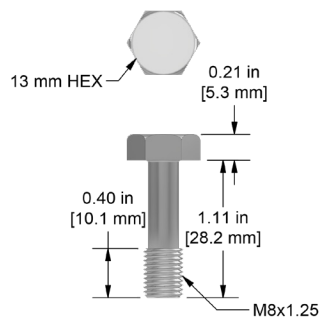
1/4-28 Captive Bolt, for CTC
AC194 and AC294 Sensors,
18-8 Stainless Steel,
1.11 in. (28 mm) Length

MH108-22B



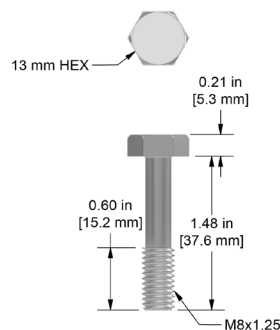
M6x1 Captive Bolt,
for CTC M/AC194 and
M/AC294 Sensors,
18-8 Stainless Steel,
1.11 in. (28 mm) Length

MH108-24B



M8x1.25 Captive Bolt for
CTC AC198 Sensor,
18-8 Stainless Steel,
1.11 in. (28 mm) Length

MH108-25B



M8x1.25 Captive Bolt for
Standard Size Side Exit
Accelerometers,
18-8 Stainless Steel,
1.48 in. (38 mm) Length